

AC-DC 10W

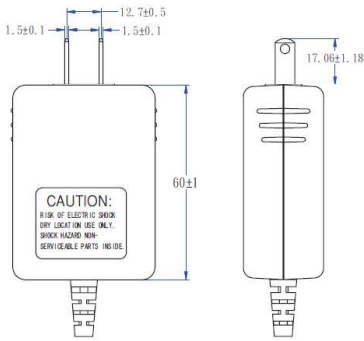
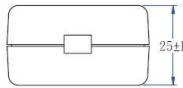
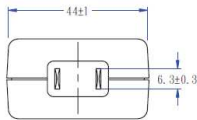
3A-10CWXXX

Features:

- Universal AC Input 90~264Vac
- PSE



Dimension:



Model No.	Output		Additional Safety
	V	A	
3A-10CW05	5V	2.0A	
3A-10CW12	12V	1.0A	